


STATEMENT OF INDEBTEDNESS


LGU: MARIKINA CITY

Creditor	Date Contracted	Term	Principal Amount	Purpose	Previous Payments Made			Amount Due (Budget Year)			Balance of the Principal as of Sept. 30, 2019	
					Principal	Interest	Total	Principal	Interest	Total		
Philippine Veterans Bank	3/18/2016	48 qtrs/ 12 years	126,990,012.21	Priority Projects	28,861,366.40	18,647,105.86	47,508,472.26	11,544,546.56	4,798,423.13	16,342,969.69	98,128,645.81	
	4/21/2016	48 qtrs/ 12 years	39,342,448.93	Priority Projects	8,941,465.70	5,788,600.60	14,730,066.30	3,576,586.28	1,486,587.12	5,063,173.40	30,400,983.23	
	5/4/2016	48 qtrs/ 12 years	3,247,572.92	Priority Projects	738,084.80	476,870.85	1,214,955.65	295,233.92	122,712.23	417,946.15	2,509,488.12	
	6/15/2016	47 qtrs/ 12 years	13,690,456.21	Priority Projects	3,111,467.30	2,010,295.00	5,121,762.30	1,244,586.92	517,305.26	1,761,892.18	10,578,988.91	
	6/27/2016	47 qtrs/ 12 years	1,919,571.32	Priority Projects	436,266.20	281,868.23	718,134.43	174,506.48	72,532.61	247,039.09	1,483,305.12	
	6/28/2016	47 qtrs/ 12 years	12,146,368.73	Priority Projects	2,760,538.30	1,783,562.50	4,544,100.80	1,104,215.32	458,960.63	1,563,175.95	9,385,830.43	
	9/22/2016	46 qtrs/ 11 years	87,113,140.01	Priority Projects	19,798,440.90	12,791,619.71	32,590,060.61	7,919,376.36	3,291,642.37	11,211,018.73	67,314,699.11	
	12/22/2016	45 qtrs/ 11 years	20,301,423.27	Priority Projects	4,613,959.80	2,941,317.53	7,555,277.33	1,845,583.92	767,106.14	2,612,690.06	15,687,463.47	
	3/9/2017	44 qtrs/ 11 years	4,457,320.80	Priority Projects	1,013,027.50	603,676.98	1,616,704.48	405,211.00	168,423.57	573,634.57	3,444,293.30	
	4/21/2017	44 qtrs/ 11 years	21,759,860.48	Priority Projects	4,945,422.80	2,810,334.40	7,755,757.20	1,978,169.12	822,214.41	2,800,383.53	16,814,437.68	
	5/26/2017	44 qtrs/ 11 years	15,196,475.34	Priority Projects	3,453,744.40	1,884,827.38	5,338,571.78	1,381,497.76	574,211.45	1,955,709.21	11,742,730.94	
	7/27/2017	43 qtrs/ 11 years	3,731,462.50	Priority Projects	781,003.80	454,610.56	1,235,614.36	347,112.80	144,275.40	491,388.20	2,950,458.70	
	8/9/2017	43 qtrs/ 11 years	461,160.40	Priority Projects	96,521.94	55,115.53	151,637.47	42,898.64	17,830.56	60,729.20	364,638.46	
	8/9/2017	43 qtrs/ 11 years	7,367,655.82	Priority Projects	1,542,067.47	880,544.48	2,422,611.95	685,363.32	284,867.26	970,230.58	5,825,588.35	
	8/10/2017	43 qtrs/ 11 years	11,360,895.76	Priority Projects	2,377,861.92	1,361,316.56	3,739,178.48	1,056,827.52	439,264.15	1,496,091.67	8,983,033.84	
	8/25/2017	43 qtrs/ 11 years	5,266,089.19	Priority Projects	1,102,204.71	620,458.33	1,722,663.04	489,868.76	203,611.08	693,479.84	4,163,884.48	
	SUB-TOTAL			374,351,913.89		84,573,443.94	53,392,124.50	137,965,568.44	34,091,584.68	14,169,967.37	48,261,552.05	289,778,469.95

Certified Correct:


ERLINDA G. GONZALES
 City Accountant


Noted by:


MARCELINO R. TEODORO
 City Mayor

STATEMENT OF INDEBTEDNESS
 LGU: MARIKINA CITY

Creditor	Date Contracted	Term	Principal Amount	Purpose	Previous Payments Made			Amount Due (Budget Year)			Balance of the Principal as of Sept. 30, 2019	
					Principal	Interest	Total	Principal	Interest	Total		
Philippine Veterans Bank	12/29/2017	41 qtrs/ 10 years	2,585,930.00	Priority Projects	441,500.22	274,236.71	715,736.93	252,285.84	105,962.83	358,248.67	2,144,429.78	
	2/5/2018	41 qtrs/ 10 years	13,196,724.83	Priority Projects	2,253,099.38	1,324,510.35	3,577,609.73	1,287,485.36	527,592.03	1,815,077.39	10,943,625.45	
	3/12/2018	40 qtrs/ 10 years	5,793,567.56	Priority Projects	869,035.14	572,366.53	1,441,401.67	579,356.76	259,952.34	839,309.10	4,924,532.42	
	5/3/2018	40 qtrs/ 10 years	10,128,337.02	Priority Projects	1,519,250.58	912,635.95	2,431,886.53	1,012,833.72	468,006.14	1,480,839.86	8,609,086.44	
	7/5/2018	39 qtrs/ 10 years	9,993,394.99	Priority Projects	1,281,204.50	820,710.82	2,101,915.32	1,024,963.60	479,988.91	1,504,952.51	8,712,190.49	
	7/17/2018	39 qtrs/ 10 years	6,258,394.99	Priority Projects	802,358.35	505,114.95	1,307,473.30	641,886.68	316,287.27	958,173.95	5,456,036.64	
	9/17/2018	38 qtrs/ 10 years	2,496,129.30	Priority Projects	262,750.44	180,507.67	443,258.11	262,750.44	139,843.46	402,593.90	2,233,378.86	
	10/1/2018	38 qtrs/ 10 years	4,910,807.48	Priority Projects	516,927.12	344,933.70	861,860.82	516,927.12	284,863.23	801,790.35	4,393,880.36	
	10/30/2018	38 qtrs/ 10 years	818,064.47	Priority Projects	86,112.04	54,197.47	140,309.51	86,112.04	55,334.22	141,446.26	731,952.43	
	9/14/2016	20 qtrs/ 5 years	30,122,139.94	PLMAR II 1st	15,061,070.00	3,800,728.76	18,861,798.76	7,530,535.00	542,317.01	8,072,852.01	15,061,069.94	
	4/6/2017	18 qtrs/ 4 years	7,157,611.00	PLMAR II 2nd	3,578,805.52	901,892.30	4,480,697.82	1,789,402.76	143,184.65	1,932,587.41	3,578,805.48	
	2/28/2018	14 qtrs/ 3 years	10,857,032.66	PLMAR II 3rd	4,653,013.98	954,548.86	5,607,562.84	3,102,009.32	263,515.63	3,365,524.95	6,204,018.68	
	6/21/2018	13 qtrs/ 3 years	23,557,249.68	PLMAR II 4th	9,060,480.65	1,797,657.84	10,858,138.49	7,248,384.52	619,687.68	7,868,072.20	14,496,769.03	
	9/26/2018	12 qtrs/ 3 years	17,349,346.06	PLMAR II 5th	5,783,115.36	1,128,561.02	6,911,676.38	5,783,115.36	565,485.54	6,348,600.90	11,566,230.70	
	3/20/2019	10 qtrs/ 3 years	50,929,995.47	PLMAR II 6th	10,185,999.10	1,812,448.12	11,998,447.22	20,371,998.20	2,365,872.56	22,737,870.76	40,743,996.37	
	7/12/2019	9 qtrs/ 2 years	17,434,832.89	PLMAR II 7th	1,937,203.65	209,959.33	2,147,162.98	7,748,814.60	867,175.79	8,615,990.39	15,497,629.24	
	SUB-TOTAL			213,589,558.34		58,291,926.03	15,595,010.38	73,886,936.41	59,238,861.32	8,005,069.29	67,243,930.61	155,297,632.31

Certified Correct:


ERLINDA G. GONZALES
 City Accountant


Noted by:


MARCELINO R. TEODORO
 City Mayor


STATEMENT OF INDEBTEDNESS
LGU: MARIKINA CITY

Creditor	Date Contracted	Term	Principal Amount	Purpose	Previous Payments Made			Amount Due (Budget Year)			Balance of the Principal as of Sept. 30, 2019	
					Principal	Interest	Total	Principal	Interest	Total		
Philippine National Bank	7/2/2018	40 qtrs/ 10 years	29,955,036.89	Priority Projects	-	2,283,148.29	2,283,148.29	3,524,122.00	2,016,099.40	5,540,221.40	29,955,036.89	
	8/31/2018	40 qtrs/ 10 years	47,422,077.09	Priority Projects	-	2,949,263.42	2,949,263.42	5,579,067.88	1,164,114.56	6,743,182.44	47,422,077.09	
	12/21/2018	39 qtrs/ 10 years	55,356,957.91	Priority Projects	-	2,341,675.15	2,341,675.15	6,512,583.28	582,385.52	7,094,968.80	55,356,957.91	
	1/17/2019	39 qtrs/ 10 years	174,164,023.64	Priority Projects	-	6,336,707.49	6,336,707.49	20,489,885.12	11,451,881.00	31,941,766.12	174,164,023.64	
	3/12/2019	39 qtrs/ 10 years	111,451,738.42	Priority Projects	-	2,735,911.17	2,735,911.17	13,111,969.24	2,051,933.36	15,163,902.60	111,451,738.42	
	5/31/2019	37 qtrs/ 10 years	72,960,000.00	Priority Projects	-	623,658.08	623,658.08	8,583,529.40	2,494,632.32	11,078,161.72	72,960,000.00	
	6/27/2019	37 qtrs/ 10 years	57,281,716.77	Priority Projects	-	76,506.40	76,506.40	6,739,025.52	306,025.60	7,045,051.12	57,281,716.77	
	7/24/2019	37 qtrs/ 10 years	81,462,875.87	Priority Projects	-	-	-	9,583,867.76	6,092,976.76	15,676,844.52	81,462,875.87	
	8/16/2019	37 qtrs/ 10 years	27,090,000.00	Priority Projects	-	-	-	3,187,058.84	1,360,437.52	4,547,496.36	27,090,000.00	
	9/13/2019	37 qtrs/ 10 years	49,053,630.64	Priority Projects	-	-	-	5,771,015.36	995,855.88	6,766,871.24	49,053,630.64	
	11/11/2019	37 qtrs/ 10 years	48,800,800.80	Priority Projects	-	-	-	5,741,270.68	2,502,879.44	8,244,150.12	48,800,800.80	
	12/10/2019	37 qtrs/ 10 years	87,188,622.49	Priority Projects	-	-	-	10,257,485.00	1,977,867.92	12,235,352.92	87,188,622.49	
	12/27/2019	37 qtrs/ 10 years	32,129,539.95	Priority Projects	-	-	-	3,779,945.88	190,136.44	3,970,082.32	32,129,539.95	
	SUB-TOTAL			874,317,020.47		-	17,346,870.00	17,346,870.00	102,860,825.96	33,187,225.72	136,048,051.68	874,317,020.47
	TOTAL			1,462,258,492.70		142,865,369.97	86,334,004.88	229,199,374.85	196,191,271.96	55,362,262.38	251,553,534.34	1,319,393,122.73

Certified Correct:


ERLINDA G. GONZALES
 City Accountant

Noted by:


MARCELINO R. TEODORO
 City Mayor