


**20% COMPONENT OF THE IRA UTILIZATION
FOR THE FIRST QUARTER, CY 2018**

Province, City or Municipality: Marikina City

Program or Project	Location	Total Cost	Date Started	Target Completion Date	Project Status		No. of Extensions, if any	Remarks
					% of Completion	Total Cost Incurred to Date		
Not Applicable								

We hereby certify that we have reviewed the contents and hereby attest to the veracity and correctness of the data or information contained in this document.


FE S. GERONIMO
 City Budget Officer

MARCELINO R. TEODORO
 City Mayor



Republic of the Philippines
CITY OF MARIKINA

CITY BUDGET OFFICE


CERTIFICATION

This is to certify the City of Marikina has no 1st Quarter Community Development Fund (CDF) Utilization for 2018.

In lieu of this, herein attached is the copy of Resolution No. 029, Series of 2018 dated March 2, 2018, **Resolution adopting the City Development Council Resolution No. 1, Series of 2018, Entitled "Resolution Approving the 2018 Community Development Fund (CDF) Budget in the amount of One Hundred Seventy Seven Million Five Hundred Three Thousand Three Hundred Ninety Seven Pesos and Sixty Centavos (Php 177,503,397.60).**

This certification shall form part of the Technical Documentary Requirements per DILG Full Disclosure Program.

Issued this 3rd day of April 2018 at Marikina City.



FE S. GERONIMO
City Budget Officer


**20% COMPONENT OF THE IRA UTILIZATION
FOR THE SECOND QUARTER, CY 2018**

Province, City or Municipality: Marikina City

Program or Project	Location	Total Cost	Date Started	Target Completion Date	Project Status		No. of Extensions, if any	Remarks
					% of Completion	Total Cost Incurred to Date		
RIVER PARK DEVELOPMENT								
1. Development of Twin River 2 Park	Calcite St., Parang along Kalumpang Gazebo to Kalumpang Gym	4,040,038.50				2,418,194.00		
2. Proposed Concreting of Jogging Lane		2,673,325.50				1,560,000.00		
TRAFFIC ENGINEERING PROJECTS								
1. Proposed Installation of Street Name	Parang	312,180.70				72,041.70		
2. Proposed Installation of Street Name	Concepcion I	537,472.00				124,032.00		
3. Proposed Installation of Street Name	Sto. Niño	399,718.80				92,242.80		
4. Proposed Installation of Urinal	within Marikina	617,711.50				84,507.33		
5. Proposed Installation of Waiting Shed	within Marikina	1,507,271.50				341,233.45		

We hereby certify that we have reviewed the contents and hereby attest to the veracity and correctness of the data or information contained in this document.


FE S. GERONIMO
 City Budget Officer


MARCELINO R. TEODORO
 City Mayor

**20% COMPONENT OF THE IRA UTILIZATION
FOR THE THIRD QUARTER, CY 2018**

Province, City or Municipality: Marikina City


Program or Project	Location	Total Cost	Date Started	Target Completion Date	Project Status		No. of Extensions, if any	Remarks
					% of Completion	Total Cost Incurred to Date		
LOAN AMORTIZATION								
1. Documentary stamp tax for PNB Loan								
2. PNB Loan Interest under PN# 800010426892						225,164.00		
RIVER PARK DEVELOPMENT								
1. Development of Twin River 2 Park		4,040,038.50				3,310,869.89		
2. Proposed Concreting of Jogging Lane	Calcite St., Parang along Kalumpang Gazebo to Kalumpang Gym	2,673,325.50				1,560,000.00		
STREET LIGHTING								
1. Proposed Project Installation of 19 Steel Pole	L. De Guzman St., Concepcion I	2,652,765.67				2,369,827.00		
2. Proposed Project Installation of 11 Steel Pole	Cepeda St., Concepcion I	1,612,229.62				1,442,407.52		
3. Proposed Installation of Led Light	along General Ordoñez St., Concepcion II	2,334,191.18				2,088,038.07		
DRAINAGE IMPROVEMENT								
1. Proposed Up-grading of Alley and Drainage Improvement	Alley 1 and Alley 2 along Perpetual Drive, Malanday	792,168.82				204,292.29		
2. Proposed Drainage Improvement and Laying of Vigan Tiles	Naglagos St., Sto. Niño	859,819.17				257,095.00		
3. Proposed Sidewalk Improvement	J.P. Rizal St., Sto. Niño	752,936.69				170,195.00		
4. Proposed Loading and Unloading Bay	Various Location, Marikina City	1,978,799.14				1,557,000.50		


**20% COMPONENT OF THE IRA UTILIZATION
FOR THE THIRD QUARTER, CY 2018**

Province, City or Municipality: Marikina City

Program or Project	Location	Total Cost	Date Started	Target Completion Date	Project Status		No. of Extensions, if any	Remarks
					% of Completion	Total Cost Incurred to Date		
TRAFFIC ENGINEERING PROJECTS								
1. Proposed Installation of Street Name	Parang	312,180.70				72,041.70		
2. Proposed Installation of Street Name	Concepcion I	537,472.00				124,032.00		
3. Proposed Installation of Street Name	Sto. Niño	399,718.80				92,242.80		
4. Proposed Installation of Urinal	within Marikina	617,711.50				176,489.00		
5. Proposed Installation of Waiting Shed	within Marikina	1,507,271.50				430,649.00		
6. Proposed New Street Sign Pole	along Samahang Magkakapit-bahay Purok IV, Malanday	218,280.87				55,204.16		

We hereby certify that we have reviewed the contents and hereby attest to the veracity and correctness of the data or information contained in this document.


F. S. GERONIMO
City Budget Officer


MARCELINO R. TEODORO
City Mayor

**20% COMPONENT OF THE IRA UTILIZATION
FOR THE FOURTH QUARTER, CY 2018**

Province, City or Municipality: Marikina City

Program or Project	Location	Total Cost	Date Started	Target Completion Date	Project Status		No. of Extensions, if any	Remarks
					% of Completion	Total Cost Incurred to Date		
LOAN AMORTIZATION								
1. Documentary stamp tax for PNB Loan							225,164.00	
2. PNB Loan Interest under PN# 800010426892							2,308,362.58	
ASPHALTING								
1. Proposed Asphalt Overlay	Capt. Sindo St., Dela Peña	3,369,900.00			100%		3,369,900.00	
2. Proposed Asphalt Overlay	Rodeo St., Concepcion II	10,286,886.00			100%		10,286,886.00	
3. Proposed Asphalt Overlay	Agricultores St., Sto. Niño	4,140,410.00			100%		4,140,410.00	
4. Proposed Asphalt Overlay	I. Mendoza St., San Roque	1,490,013.08			100%		1,490,013.08	
5. Proposed Asphalt Overlay	E. Gonzales St., Concepcion I	2,812,279.96			100%		2,812,279.96	
6. Proposed Asphalt Overlay	M. A. Roxas St., Kalumpang	12,324,677.09			100%		12,324,677.09	
7. Proposed Asphalt Overlay	Redwood St., San Roque	5,296,817.45			100%		5,296,817.45	
PARKS DEVELOPMENT								
1. Improvement of J.J. Carlos Circle Park	West Drive, Marikina Heights	285,660.00					76,000.00	
2. Development of San Roque Park	M.A. Roxas St., cor. N. Roxas, San Roque	4,327,261.50					3,011,772.00	
3. Development of Twin River 2 Park	Calcite St., Parang	4,040,038.50					3,623,745.60	
4. Development of Dao Open Space	Dao St., cor. Champagnat St., Marikina Heights	1,272,349.50					96,746.83	

**20% COMPONENT OF THE IRA UTILIZATION
FOR THE FOURTH QUARTER, CY 2018**

Province, City or Municipality: Marikina City


Program or Project	Location	Total Cost	Date Started	Target Completion Date	Project Status		No. of Extensions, if any	Remarks
					% of Completion	Total Cost Incurred to Date		
RIVER PARK DEVELOPMENT								
1. Proposed Concreting of Jogging Lane	along Kalumpang Gazebo to Kalumpang Gym	2,673,325.50				1,687,175.21		
STREET LIGHTING								
1. Proposed Project Installation of 19 Steel Pole	L. De Guzman St., Concepcion I	2,652,765.67				2,369,827.00		
2. Proposed Project Installation of 11 Steel Pole	Cepeda St., Concepcion I	1,612,229.62				1,442,407.52		
3. Proposed Installation of Led Light	along General Ordoñez St., Concepcion II	2,334,191.18				2,088,038.07		
DRAINAGE IMPROVEMENT								
1. Proposed Up-grading of Alley and Drainage Improvement	Alley 1 and Alley 2 along Perpetual Drive, Malanday	792,168.82				204,292.29		
2. Proposed Drainage Improvement and Concreting of Alley	Perpetual Drive, Malanday	1,879,465.67				1,874,500.00		
3. Proposed Drainage Improvement and Laying of Vigan Tiles	Naglagos St., Sto. Niño	859,819.17				257,095.00		
4. Proposed Sidewalk Improvement	J.P. Rizal St., Sto. Niño	752,936.69				170,195.00		
5. Proposed Loading and Unloading Bay	Various Location, Marikina City	1,978,799.14				1,770,707.05		
6. Proposed Sidewalk Improvement	Jacamar St., Sta. Elena	1,092,075.21				39,744.59		

**20% COMPONENT OF THE IRA UTILIZATION
FOR THE FOURTH QUARTER, CY 2018**

Province, City or Municipality: Marikina City

Program or Project	Location	Total Cost	Date Started	Target Completion Date	Project Status		No. of Extensions, if any	Remarks
					% of Completion	Total Cost Incurred to Date		
TRAFFIC ENGINEERING PROJECTS								
1. Proposed Installation of Street Name	Parang	312,180.70				72,041.70		
2. Proposed Installation of Street Name	Concepcion I	537,472.00				124,032.00		
3. Proposed Installation of Street Name	Sto. Niño	399,718.80				92,242.80		
4. Proposed Installation of Urinal	within Marikina	617,711.50				176,489.00		
5. Proposed Installation of Waiting Shed	within Marikina	1,507,271.50				430,649.00		
6. Proposed New Street Sign Pole	along Samahang Magkakapit-bahay Purok IV, Malanday	218,280.87				62,365.96		
7. Proposed Installation of Plastic Men's Urinal	within Marikina	1,400,238.00				1,363,102.34		

We hereby certify that we have reviewed the contents and hereby attest to the veracity and correctness of the data or information contained in this document.


F. S. GERONIMO
City Budget Officer


MARCELINO R. TEODORO
City Mayor